















Statistical Data of the Greek Asylum Service (1.1.2015 – 31.12.2015)

Asylum Applications			
	December 2015	Monthly Average (2014)	Difference (%)
Men	954	637	49,76% ↑
Women	360	149	141,61% ↑
Total	1314	786	67,18% ↑
(Unaccompanied Minors)	45	37	21,62% ↑

Asylum Applications			
Year's Total	2015	2014	Difference (%)
Men	9866	7646	29,0% ↑
Women	3331	1786	86,5% ↑
Total	13197	9432	39,9% ↑
(Unaccompanied Minors)	426	451	-5,5% ↓

Region of registration	January	February	March	April	May	June	July	August	September	October	November	December	Total (2015)	Monthly Average (2014)	Difference (%)
Attica	699	644	598	607	688	661	674	643	705	655	642	619	7835	530	16,8% ↑
Amygdaleza	67	51	60	61	74	57	43	20	30	41	45	40	589	51	-21,6% ↓
North Evros	35	34	24	27	48	69	66	48	19	20	12	10	412	33	-69,7% ↓
South Evros	118	122	98	114	164	126	154	121	128	59	73	132	1409	78	69,2% ↑
Lesvos	29	14	16	29	28	43	31	32	25	26	148	271	692	17	1494,1% ↑
Rhodes	68	71	68	82	78	79	84	61	60	47	51	54	803	38	42,1% ↑
Thessaloniki	41	33	24	34	37	58	154	102	145	182	197	185	1192	34	444,1% ↑
Patra	7	40	24	24	29	28	29	23	39	16	3	3	265	5	-40,0% ↓
TOTAL	1064	1009	912	978	1146	1121	1235	1050	1151	1046	1171	1314	13197	786	67,2% ↑

Asylum applicants															
Countries of Origin	January	February	March	April	May	June	July	August	September	October	November	December	Total (2015)	Monthly Average (2014)	Difference (%)
1) Syria	237	238	246	275	351	383	424	353	265	192	253	278	3495	64	334,4% 
2) Pakistan	163	135	95	124	151	138	166	142	191	169	145	204	1823	142	43,7% 
3) Afghanistan	180	190	176	191	140	137	185	151	139	95	88	49	1721	135	-63,7% 
4) Albania	27	33	46	29	44	55	74	71	147	186	174	117	1003	47	148,9% 
5) Bangladesh	81	73	63	50	73	84	30	37	49	63	58	78	739	53	47,2% 
6) Iraq	21	16	13	23	26	27	54	68	55	66	141	151	661	15	906,7% 
7) Georgia	14	21	16	17	23	18	30	28	56	52	57	54	386	28	92,9% 
8) Nigeria	30	34	29	26	32	31	43	32	30	24	25	32	368	29	10,3% 
9) Egypt	8	14	18	12	18	18	17	18	30	56	63	71	343	23	208,7% 
10) Iran	36	19	14	18	27	16	29	17	26	4	13	23	242	30	-23,3% 
Other	267	236	196	213	261	214	183	133	163	139	154	257	2416	220	16,8% 
TOTAL	1064	1009	912	978	1146	1121	1235	1050	1151	1046	1171	1314	13197	786	67,2% 

Statistical Data of 1st Instance Procedures

Countries of Origin	Pending Applications (<u>30.11.2015</u>)	Applications (December 2015)	Refugee Status	Subsidiary Protection	Negative	Total Decisions (Dec.15 -in substance)	Recognition Rate (2015)	Otherwise closed	Pending Applications (<u>31.12.2015</u>)
1) Syria	331	278	112	0	0	112	99,9%	53	444
2) Pakistan	564	204	1	0	102	103	2,8%	76	589
3) Afghanistan	597	49	10	6	20	36	60,5%	100	510
4) Albania	359	117	0	0	107	107	0,2%	23	346
5) Bangladesh	260	78	2	0	34	36	4,4%	32	270
6) Iraq	292	151	9	3	3	15	71,7%	53	375
7) Georgia	77	54	0	0	30	30	0,0%	15	86
8) Nigeria	108	32	2	0	13	15	8,4%	13	112
9) Egypt	142	71	2	0	32	34	13,4%	22	157
10) Iran	99	23	2	0	6	8	43,4%	17	97
Other	621	257	15	3	78	96	32,5%	43	739
TOTAL	3450	1314	155	12	425	592	47,4%	447	3725

Second Instance - Appeals

Countries of Origin	January	February	March	April	May	June	July	August	September	October	November	December	Total (2015)
1) Pakistan	53	102	140	82	126	81	87	73	65	57	76	102	1044
2) Bangladesh	33	43	72	46	39	35	40	42	40	26	31	45	492
3) Albania	8	20	18	14	18	27	32	48	28	39	65	68	385
4) Nigeria	27	22	22	25	11	20	17	11	20	32	18	20	245
5) Georgia	9	14	16	8	14	17	5	19	20	20	22	28	192
6) Afghanistan	24	12	26	23	17	12	13	7	12	15	5	14	180
7) Egypt	4	15	14	10	6	10	15	10	12	7	12	18	133
8) Ukraine	14	11	10	6	6	8	18	9	21	12	3	3	121
9) Cameroon	4	8	15	11	12	15	5	9	1	5	4	3	92
10) Algeria	5	4	7	6	8	6	3	3	1	6	4	8	61
Other	66	63	80	77	57	70	55	42	55	60	73	58	756
TOTAL	247	314	420	308	314	301	290	273	275	279	313	367	3701

Second Instance - Decisions	January	February	March	April	May	June	July	August	September	October	November	December	Total (2015)	Recognition Rate – Second Instance (2015)
Refugee Status	32	43	15	10	36	38	30	27	56	45	-	-	332	11,2%
Subsidiary Protection	17	18	7	5	16	15	19	10	16	18	-	-	141	4,7%
Negative	309	395	163	113	350	256	272	197	310	132	-	-	2497	84,1%
TOTAL	358	456	185	128	402	309	321	234	382	195	-	-	2970	100,0%

	January	February	March	April	May	June	July	August	September	October	November	December	Total (2015)
Subsequent Applicants	139	116	124	124	141	121	170	173	212	199	170	153	1842
Applicants under Detention	353	247	212	222	298	230	216	173	210	142	132	89	2524
Outgoing requests under “Dublin” Regulation	92	129	112	82	126	116	110	84	39	59	74	50	1073
Incoming requests under “Dublin” Regulation	16	4	5	4	5	4	8	8	11	18	25	23	131
Withdrawn Refugee Status or Subsidiary Protection	1	0	2	3	0	2	7	1	5	2	-	-	23