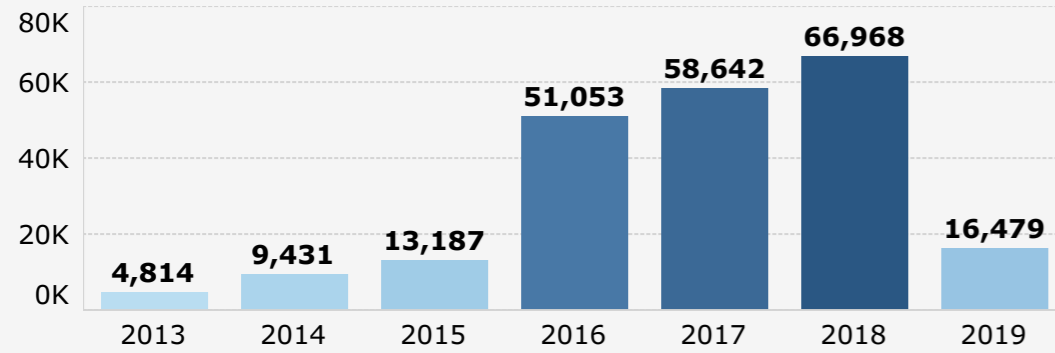


## Statistical Data of the Greek Asylum Service (from 07.06.2013 to 31.03.2019)

### Asylum Applications by year



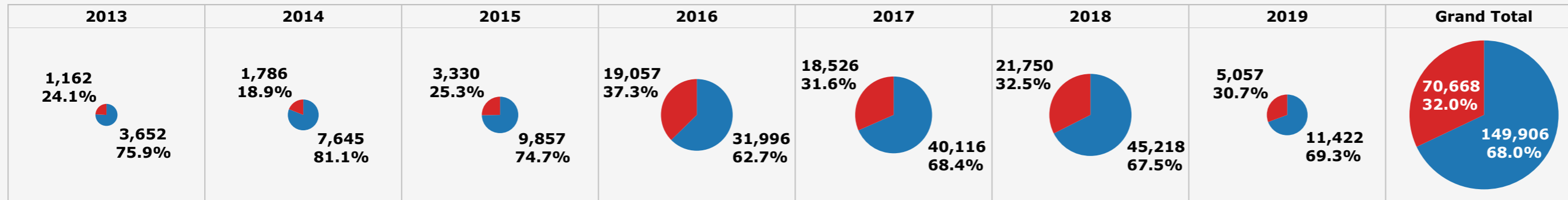
### Monthly average of Asylum Applications by year

Year	2013	2014	2015	2016	2017	2018	2019
Monthly average	688	786	1,099	4,254	4,887	5,581	5,493

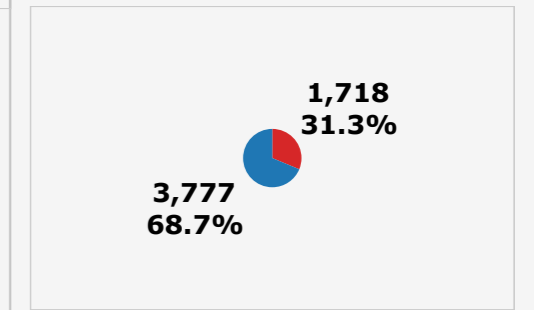
### Differentiations in percentage of Asylum Applications by year

Period	2013-2014	2014-2015	2015-2016	2016-2017	2017-2018	2018-2019
Change (%)	▲ 14.3%	▲ 39.8%	▲ 287.1%	▲ 14.9%	▲ 14.2%	▼ 1.6%

### Asylum Applications - Gender by year

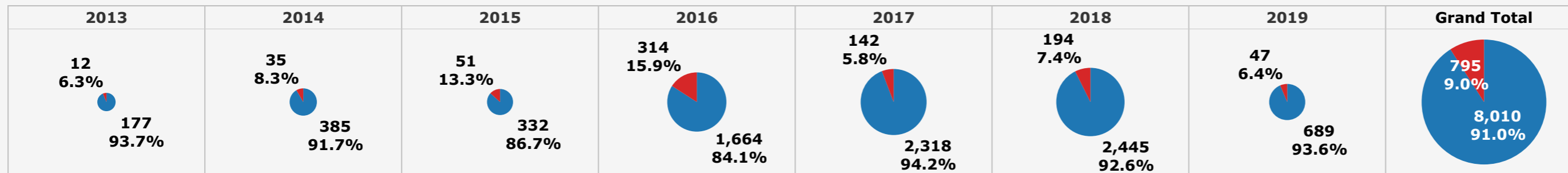


### Asylum Applications Gender (March 2019)

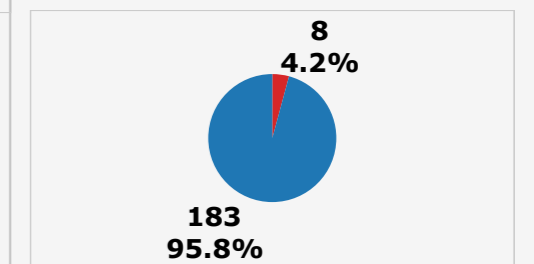


Male Female

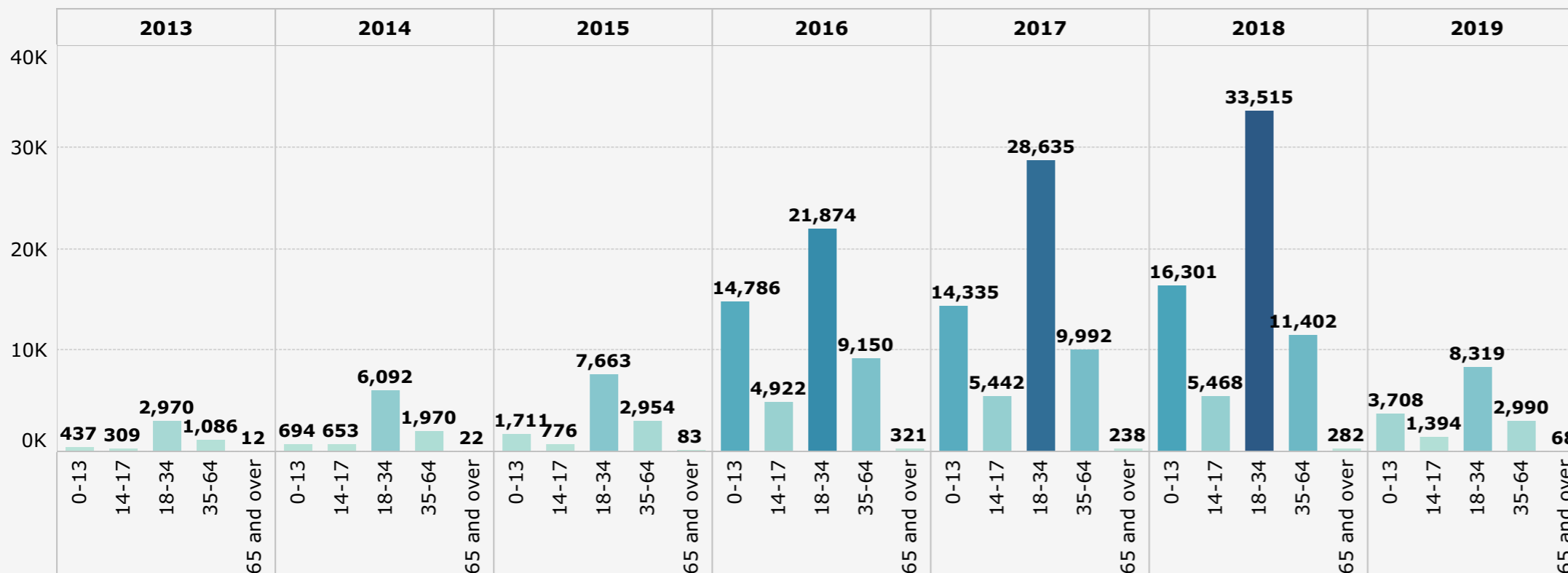
### Unaccompanied Minors - Gender by year (included in the above total)



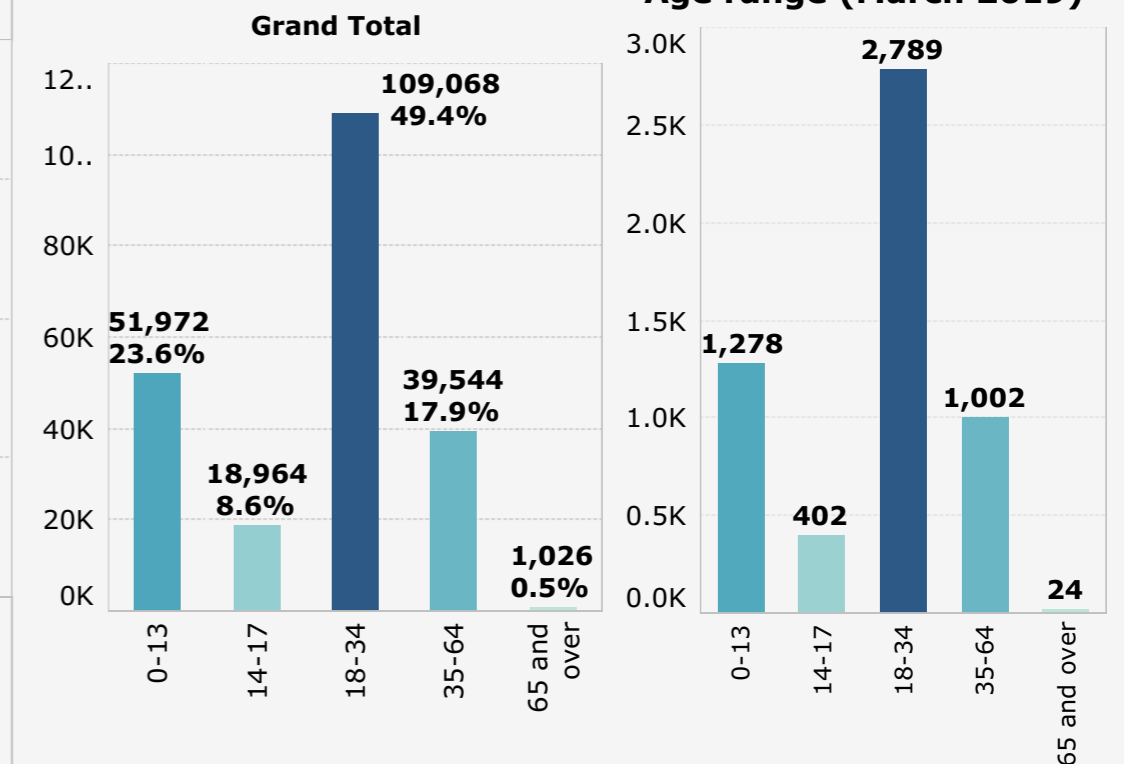
### Unaccompanied Minors Gender (March 2019)



### Asylum Applications - Age range by year



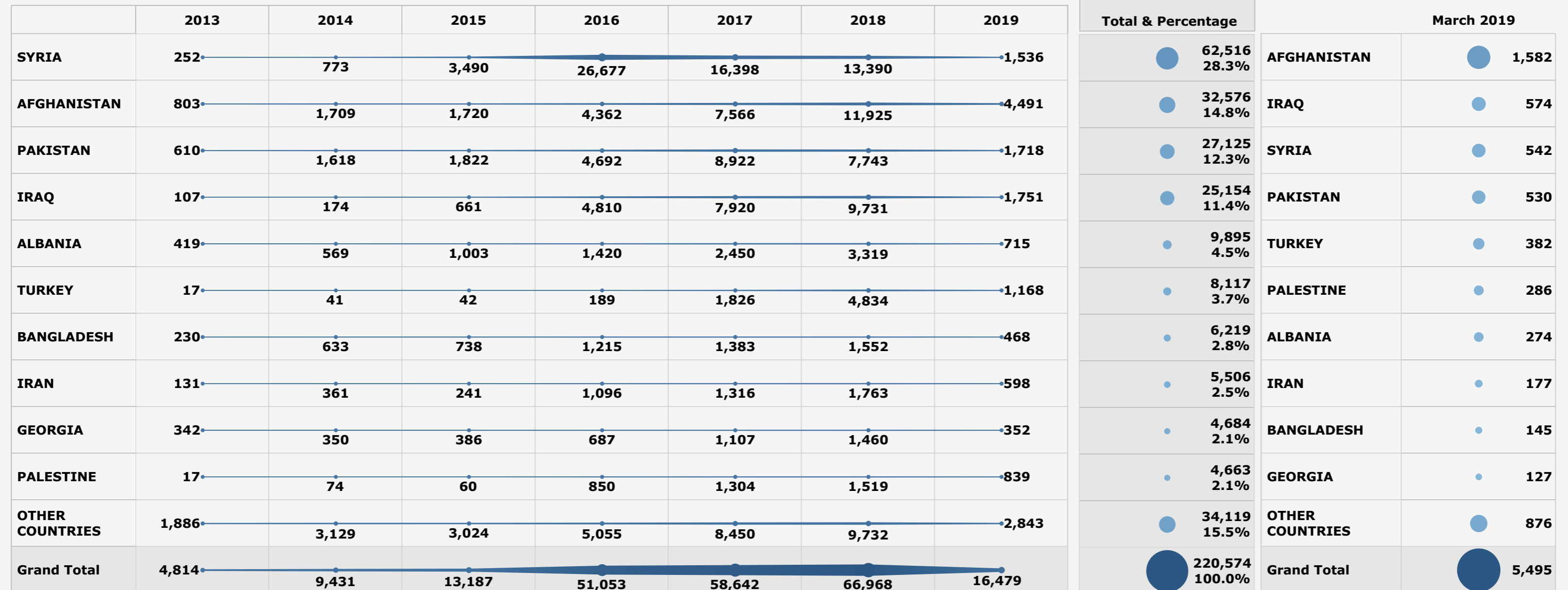
### Asylum Applications Age range (March 2019)



### Asylum Applications - Region of registration by year and current month (March 2019)

	2013	2014	2015	2016	2017	2018	2019	Grand Total	March 2019	
ATTICA	4,398	6,357	7,830	14,141	8,838	8,377	1,798	51,739	SAMOS	1,044
LESVOS	30	209	692	5,091	11,949	17,269	2,797	38,037	LESVOS	904
THESSALONIKI		412	1,190	11,410	7,625	7,369	1,976	29,982	THESSALONIKI	685
SAMOS				2,432	5,109	6,743	2,524	16,808	ATTICA	575
CHIOS				3,394	6,509	4,082	796	14,781	FYLAKIO	418
THRACE	166	900	829	4,458	2,040	2,385	707	11,485	LEROS	317
ALIMOS				3,141	3,258	2,572	729	9,700	PIRAEUS	257
PIRAEUS				2,472	3,976	2,053	579	9,080	ALIMOS	230
FYLAKIO	122	399	412	448	955	4,182	1,408	7,926	THRACE	189
AMYGDALAZA	98	606	588	451	1,544	1,901	612	5,800	AMYGDALAZA	190
LEROS				871	1,389	1,784	880	4,924	CHIOS	184
KOS				685	1,696	2,141	337	4,859	KORINTHOS	103
RHODES		454	803	931	698	727	138	3,751	KOS	102
KORINTHOS				324	1,065	1,972	335	3,696	PATRA	68
XANTHI		40	578	386	689	1,232	260	3,185	IOANNINA	65
PATRA		54	265	414	987	775	197	2,692	HERAKLION	63
HERAKLION				4	315	765	184	1,268	XANTHI	59
IOANNINA						639	222	861	RHODES	42
Grand Total	4,814	9,431	13,187	51,053	58,642	66,968	16,479	220,574	Grand Total	5,495

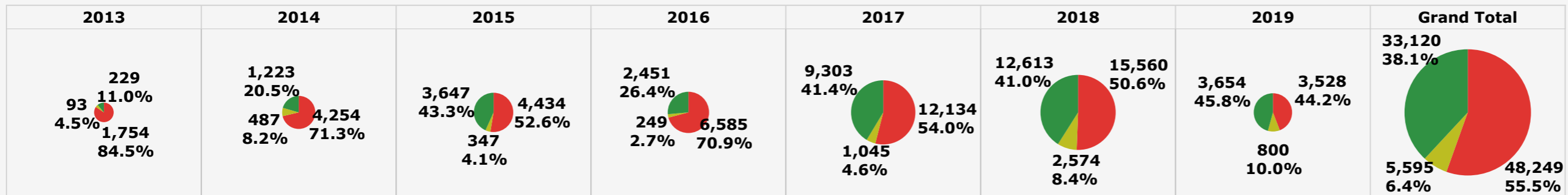
### Asylum Applications - Countries of Origin by year and current month (March 2019)



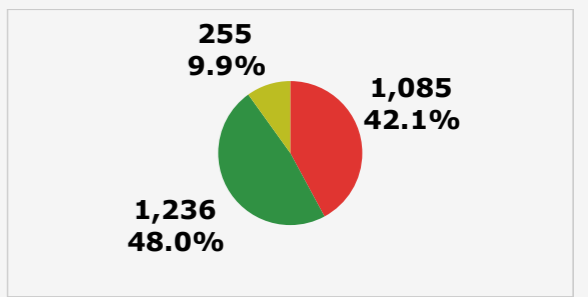
## First Instance Procedures

■ Refugee Status 
 ■ Subsidiary Protection 
 ■ Negative in substance

### Positive - Negative decisions in substance by year



### Positive - Negative decisions in substance (March 2019)



### Inadmissible Decisions\* by year

	2013	2014	2015	2016	2017	2018	2019	Grand Total
<b>Inadmissible Decisions</b>	<b>261</b>	<b>1,453</b>	<b>2,019</b>	<b>15,231</b>	<b>22,450</b>	<b>4,834</b>	<b>1,193</b>	<b>47,441</b>
a) due to the application of the safe third country principle (Border Procedures)				1,305	912	399	17	
b) due to acceptance by another Member State (Dublin Regulation procedures)				2,069	8,297	3,236	856	
c) due to acceptance by another Member State (Relocation procedures)				10,999	12,316	33		
d) on subsequent (repeated) applications				774	915	1,157	319	
e) due to administrative reasons				84	10	9	1	

### Inadmissible Decisions\* (March 2019)

<b>431</b>
<b>8</b>
<b>311</b>
<b>112</b>

### Implicit and Explicit withdrawals\*\* by year

	2013	2014	2015	2016	2017	2018	2019	Grand Total
<b>Implicit &amp; Explicit withdrawals**</b>	<b>243</b>	<b>1,078</b>	<b>2,372</b>	<b>2,390</b>	<b>6,667</b>	<b>10,574</b>	<b>4,147</b>	<b>27,471</b>

### Implicit and Explicit withdrawals\*\* (March 2019)

<b>1,875</b>
--------------

### End of Process Procedures and Monthly averages by year

	2013	2014	2015	2016	2017	2018	2019	Grand Total
<b>End of Process Procedures - Total</b>	<b>2,580</b>	<b>8,495</b>	<b>12,819</b>	<b>26,906</b>	<b>51,599</b>	<b>46,155</b>	<b>13,322</b>	<b>161,876</b>
<b>Monthly averages</b>	<b>369</b>	<b>708</b>	<b>1,068</b>	<b>2,242</b>	<b>4,300</b>	<b>3,846</b>	<b>4,441</b>	<b>2,313</b>

### End of Process procedures (March 2019)

<b>4,882</b>
--------------

## Unaccompanied Minors

■ Refugee Status 
 ■ Subsidiary Protection 
 ■ Negative in substance

	2013	2014	2015	2016	2017	2018	2019	Grand Total
<b>Positive &amp; negative decisions in substance</b>								
<b>Inadmissible decisions*</b>	<b>15</b>	<b>77</b>	<b>78</b>	<b>427</b>	<b>738</b>	<b>350</b>	<b>123</b>	<b>1,808</b>
<b>Implicit &amp; Explicit withdrawals**</b>	<b>14</b>	<b>85</b>	<b>116</b>	<b>64</b>	<b>251</b>	<b>574</b>	<b>185</b>	<b>1,289</b>
<b>End of Process Procedures - Total</b>	<b>96</b>	<b>390</b>	<b>387</b>	<b>795</b>	<b>1,672</b>	<b>1,833</b>	<b>574</b>	<b>5,747</b>

### March 2019

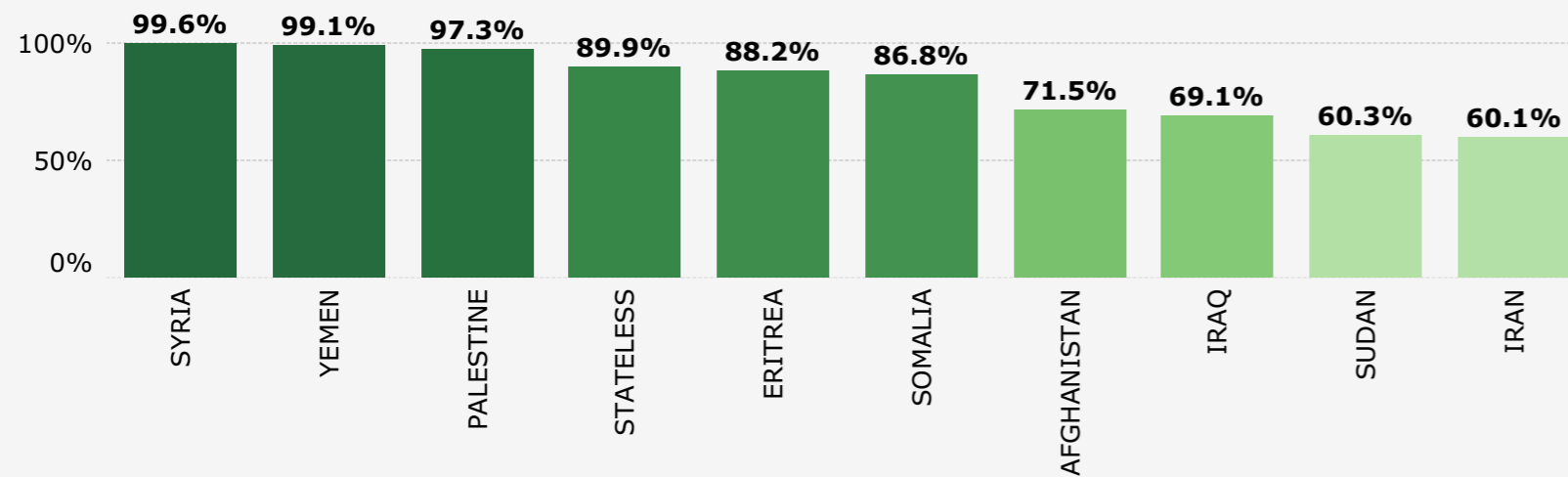
<b>50</b>
<b>72</b>
<b>221</b>

\*This category includes decisions : (a) due to the application of the safe third country principle (Border Procedures), (b) due to acceptance by another Member State (Relocation procedures), (c) due to acceptance by another Member State (Dublin Regulations procedures), (d) on subsequent (repeated) applications, (e) due to administrative reasons

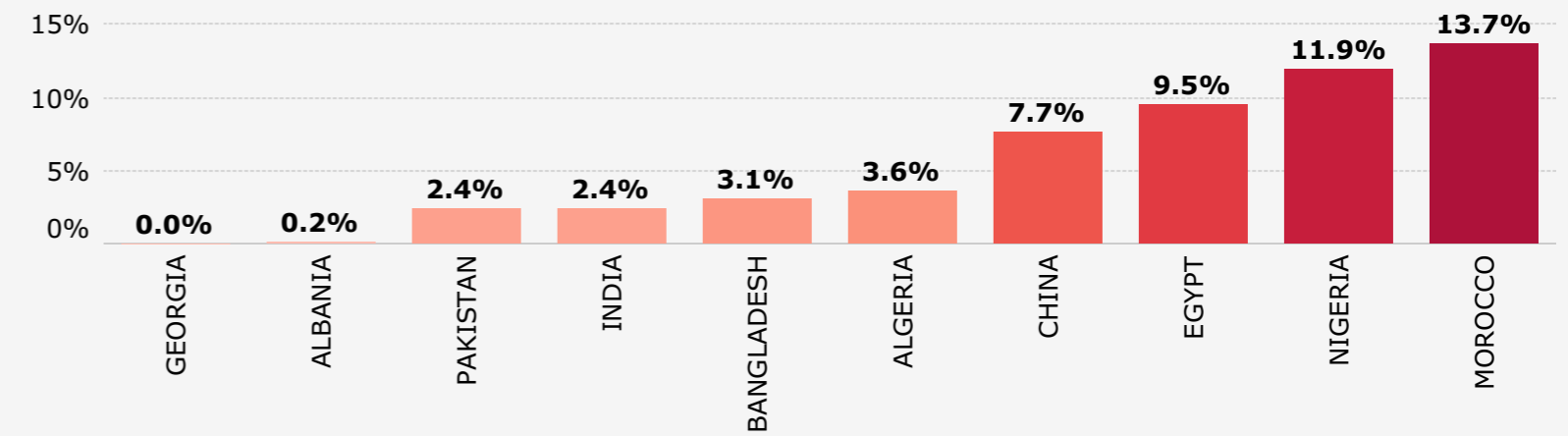
\*\*This category includes withdrawals that have not been revoked

**Recognition Rates (%) \*\*\***  
(Countries with more than 300 Decisions in substance)

**10 Countries of Origin with the highest recognition rates**



**10 Countries of Origin with the lowest recognition rates**



**Appeals by year - Countries of Origin**

	2013	2014	2015	2016	2017	2018	2019
PAKISTAN	187	977	1,044	1,872	4,847	5,419	1,481
ALBANIA	189	618	381	842	1,510	2,470	697
BANGLADESH	98	338	491	525	860	941	331
SYRIA	3	10	4	1,173	963	443	30
GEORGIA	119	327	195	365	518	877	288
IRAQ	23	41	35	46	353	1,419	410
AFGHANISTAN	28	290	180	210	447	827	249
EGYPT	52	308	136	327	359	560	148
ALGERIA	9	88	61	357	288	235	42
NIGERIA	36	242	250	242	151	123	21
OTHER COUNTRIES	308	1,008	935	1,288	1,394	1,979	506
<b>Grand Total</b>	<b>1,052</b>	<b>4,247</b>	<b>3,712</b>	<b>7,247</b>	<b>11,690</b>	<b>15,293</b>	<b>4,203</b>

Grand Total
15,827
6,707
3,584
2,626
2,689
2,327
2,231
1,890
1,080
1,065
7,418
47,444

**Appeals Countries of Origin (March 2019)**

PAKISTAN	603
ALBANIA	308
IRAQ	164
GEORGIA	151
BANGLADESH	98
AFGHANISTAN	81
EGYPT	46
ALGERIA	17
SYRIA	9
NIGERIA	3
OTHER COUNTRIES	177
<b>Grand Total</b>	<b>1,657</b>

**Pending Applications - Countries of Origin**

AFGHANISTAN	15,112
SYRIA	12,692
IRAQ	7,751
OTHER COUNTRIES	26,863
<b>Grand Total</b>	<b>62,418</b>

\*\*\*Calculation based only on decisions in substance (Refugee Status, Subsidiary Protection, Negative in substance)