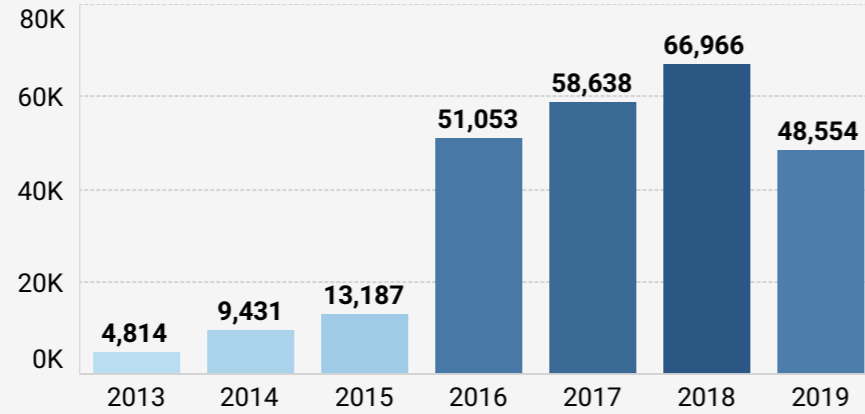


Statistical Data of the Greek Asylum Service (from 07.06.2013 to 30.09.2019)

Asylum Applications in total



Asylum Applications by year



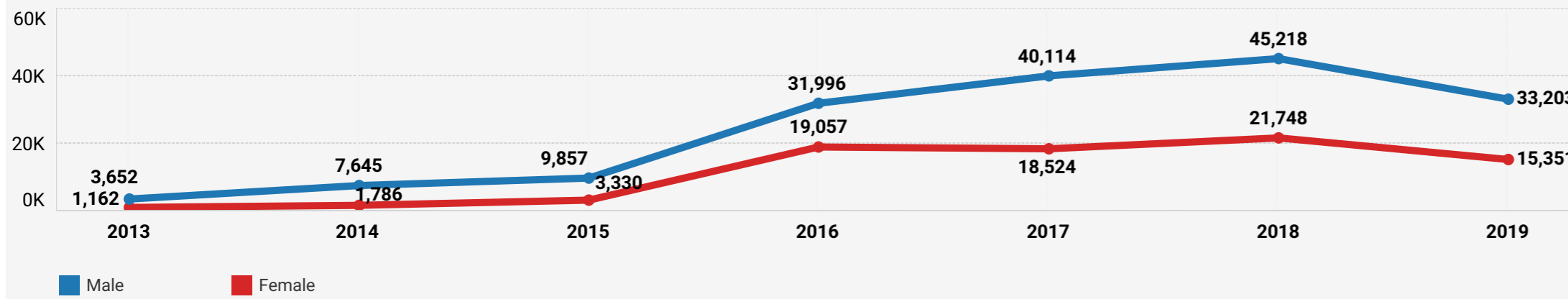
Monthly average of Asylum Applications by year

2013	2014	2015	2016	2017	2018	2019
688	786	1,099	4,254	4,887	5,581	5,395

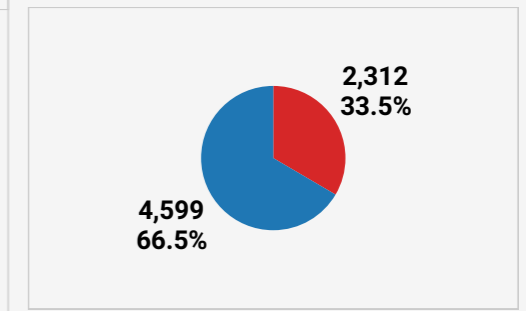
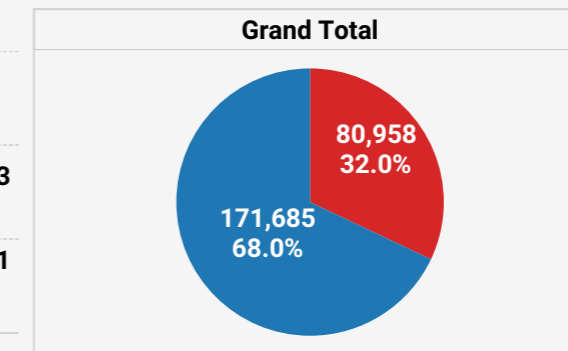
Differentiations in percentage of Asylum Applications by year

2013-2014	2014-2015	2015-2016	2016-2017	2017-2018	2018-2019
▲ 14.3%	▲ 39.8%	▲ 287.1%	▲ 14.9%	▲ 14.2%	▼ 3.3%

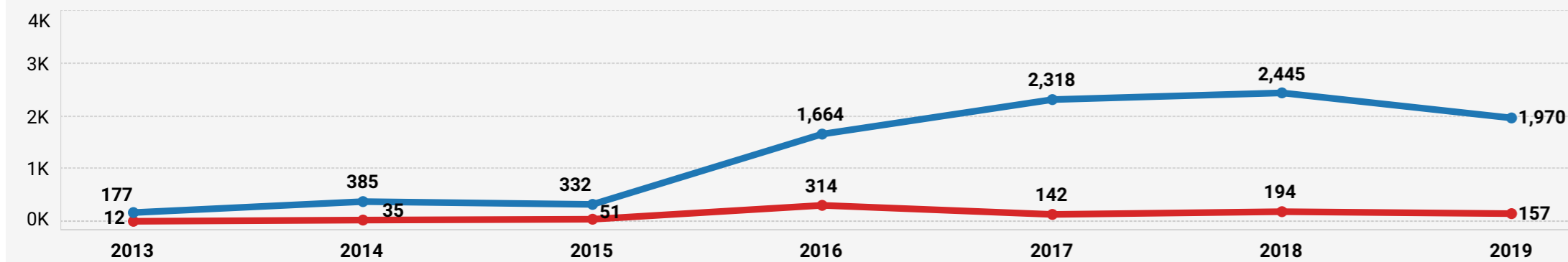
Asylum Applications - Gender by year



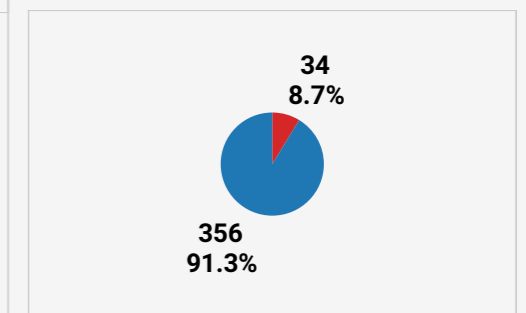
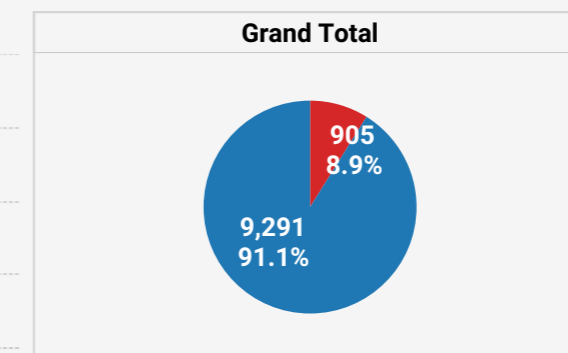
Asylum Applications Gender (September 2019)



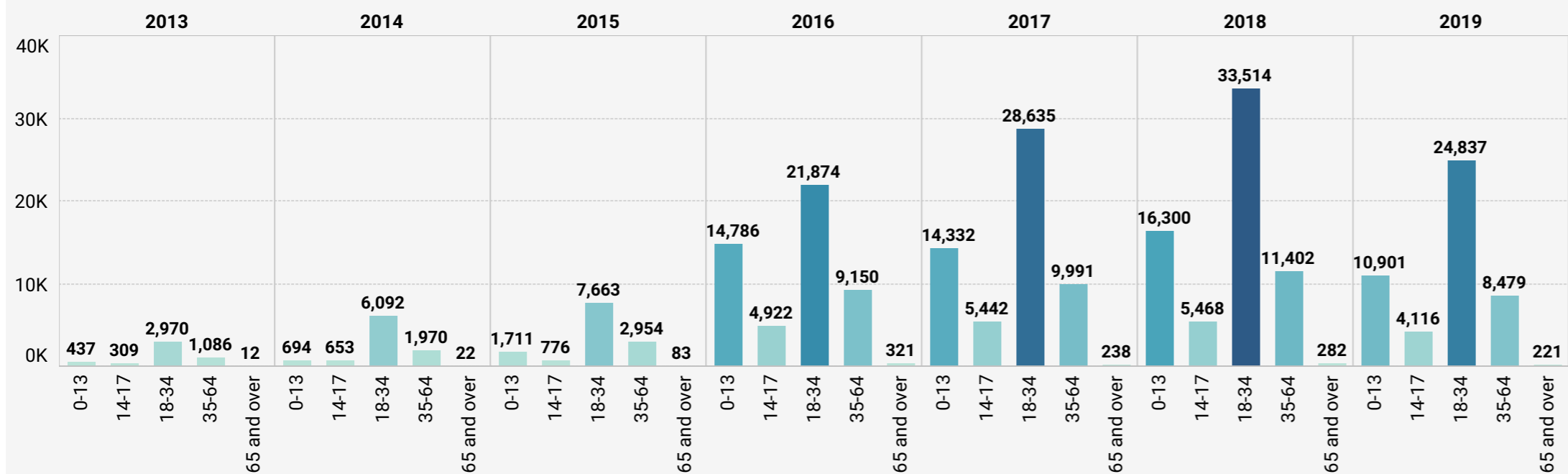
Unaccompanied Minors - Gender by year (included in the above total)



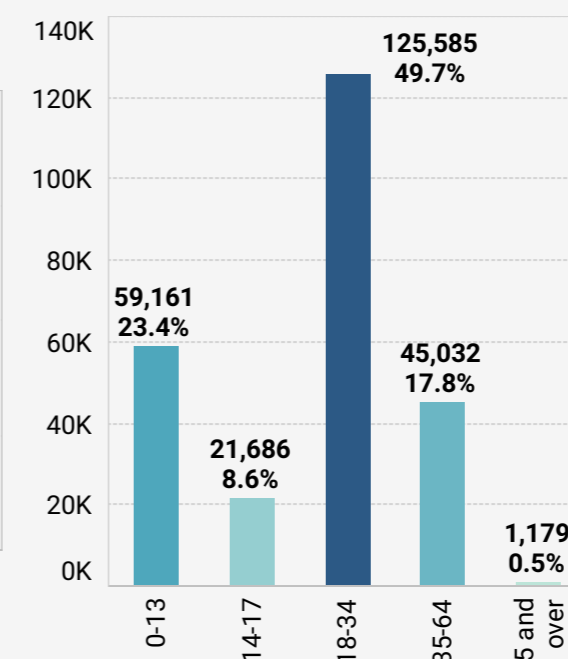
Unaccompanied Minors Gender (September 2019)



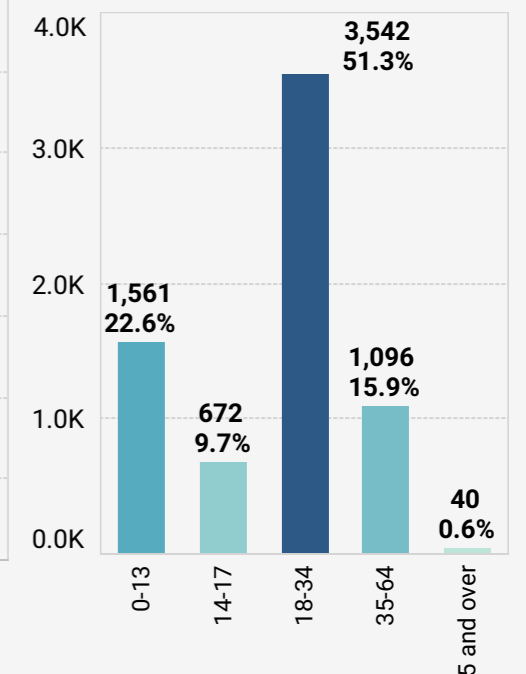
Asylum Applications - Age range by year



Grand Total



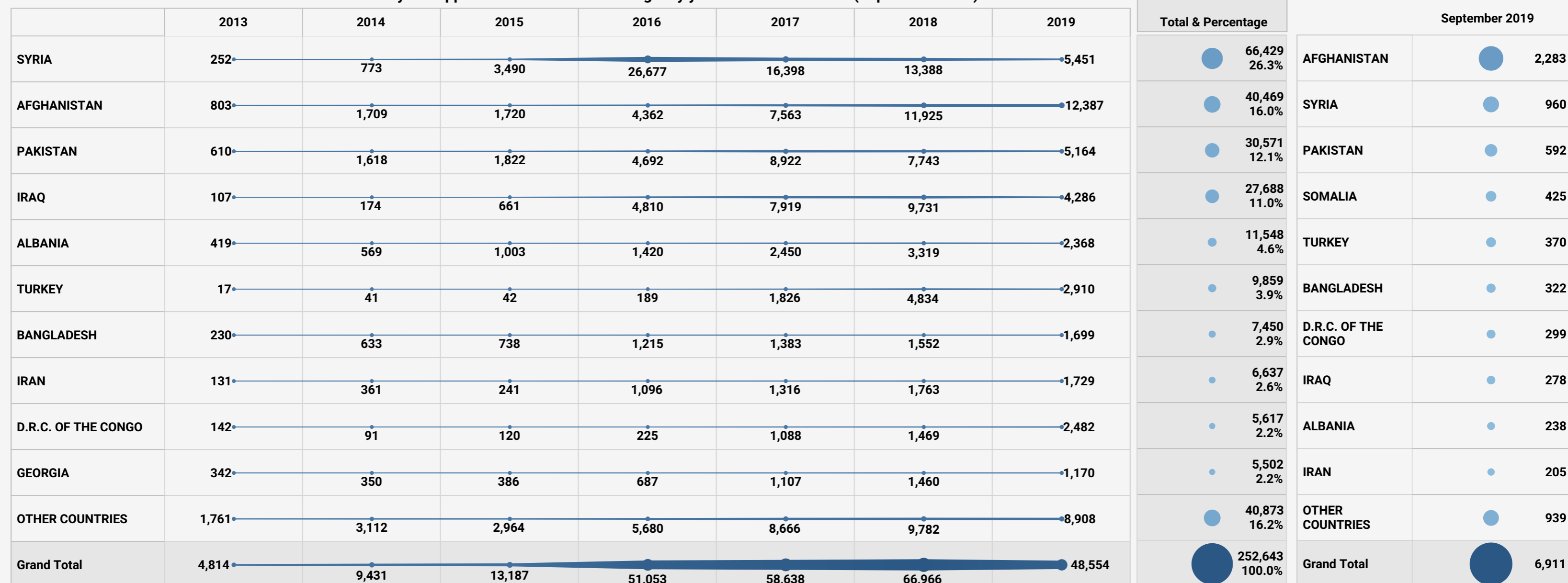
Asylum Applications Age range (September 2019)



Asylum Applications - Region of registration by year and current month (September 2019)

	2013	2014	2015	2016	2017	2018	2019	Grand Total		September 2019
ATTICA*	4,398	6,357	7,830	14,141	8,838	8,377	5,926	55,867	LESVOS	2,600
LESVOS	30	209	692	5,091	11,949	17,269	10,222	45,462	ATTICA*	736
THESSALONIKI**		412	1,190	11,410	7,625	7,369	5,533	33,539	CHIOS	692
SAMOS				2,432	5,109	6,743	5,163	19,447	THESSALONIKI**	487
CHIOS				3,394	6,509	4,082	3,340	17,325	SAMOS	319
THRACE	166	900	829	4,458	2,040	2,385	1,730	12,508	LEROS	276
ALIMOS				3,141	3,258	2,571	2,159	11,129	KORINTHOS	270
PIRAEUS				2,472	3,973	2,053	1,829	10,327	ALIMOS	245
FYLAKIO	122	399	412	448	955	4,182	3,183	9,701	FYLAKIO	217
AMYGDALAZA	98	606	588	451	1,544	1,901	1,655	6,843	PIRAEUS	213
LEROS				871	1,389	1,783	2,395	6,438	THRACE	187
KOS				685	1,695	2,141	1,260	5,781	AMYGDALAZA	174
KORINTHOS				324	1,065	1,972	1,174	4,535	KOS	133
RHODES		454	803	931	698	727	523	4,136	XANTHI	128
XANTHI		40	578	386	689	1,232	930	3,855	PATRA	71
PATRA		54	265	414	987	775	597	3,092	RHODES	70
HERAKLION				4	315	765	485	1,569	IOANNINA	52
IOANNINA						639	450	1,089	HERAKLION	41
Grand Total	4,814	9,431	13,187	51,053	58,638	66,966	48,554	252,643	Grand Total	6,911

Asylum Applications - Countries of Origin by year and current month (September 2019)



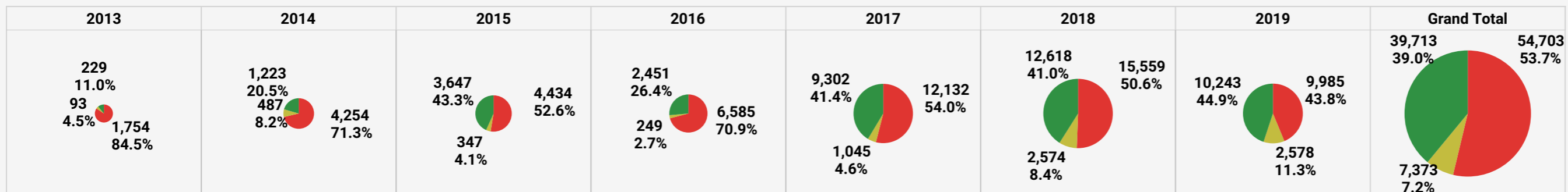
*The number for this region of registration is the sum of the asylum applications submitted on the offices of Attica Fast-Track, Attica/Pakistan, Attica/Detained and R.A.O. of Attica

**The number for this region of registration is the sum of the asylum applications submitted on the R.A.O. of Thessaloniki and A.A.U. of Thessaloniki/Albania-Georgia

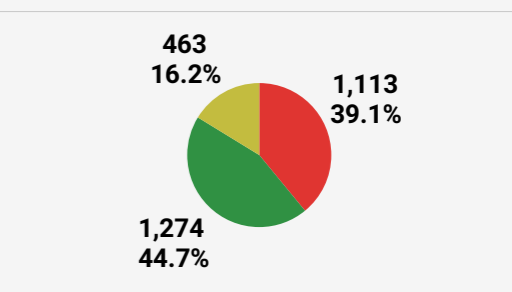
First Instance Procedures

■ Refugee Status
 ■ Subsidiary Protection
 ■ Negative in substance

Positive - Negative decisions in substance by year



Positive - Negative decisions in substance (September 2019)



Inadmissible Decisions* by year

	2013	2014	2015	2016	2017	2018	2019	Grand Total
Inadmissible Decisions	261	1,453	2,018	15,231	22,449	4,826	3,217	49,455
a) due to the application of the safe third country principle (Border Procedures)				1,305	912	395	120	
b) due to acceptance by another Member State (Dublin Regulation procedures)				2,069	8,297	3,235	2,109	
c) due to acceptance by another Member State (Relocation procedures)				10,999	12,316	33		
d) on subsequent (repeated) applications				774	914	1,154	986	
e) due to administrative reasons				84	10	9	2	

Inadmissible Decisions* (September 2019)

353
10
240
103

Implicit and Explicit withdrawals** by year

	2013	2014	2015	2016	2017	2018	2019	Grand Total
Implicit & Explicit withdrawals**	243	1,078	2,372	2,391	6,656	10,495	10,304	33,539

Implicit and Explicit withdrawals** (September 2019)

1,228

End of Process Procedures and Monthly averages by year

	2013	2014	2015	2016	2017	2018	2019	Grand Total
End of Process Procedures - Total	2,580	8,495	12,818	26,907	51,584	46,072	36,327	184,783
Monthly averages	369	708	1,068	2,242	4,299	3,839	4,036	2,431

End of Process procedures (September 2019)

4,431

Unaccompanied Minors

■ Refugee Status
 ■ Subsidiary Protection
 ■ Negative in substance

	2013	2014	2015	2016	2017	2018	2019	Grand Total
Positive & negative decisions in substance	8 11.9% 4 6.0% 55 82.1%	51 22.4% 24 10.5% 153 67.1%	73 37.8% 22 11.4% 98 50.8%	65 21.4% 17 5.6% 222 73.0%	160 23.5% 27 4.0% 495 72.6%	280 30.8% 66 7.3% 563 61.9%	302 36.5% 106 12.8% 420 50.7%	939 29.2% 266 8.3% 2,006 62.5%
Inadmissible decisions*	15	77	78	427	738	350	335	2,020
Implicit & Explicit withdrawals**	14	85	116	64	251	571	442	1,543
End of Process Procedures - Total	96	390	387	795	1,671	1,830	1,605	6,774

September 2019

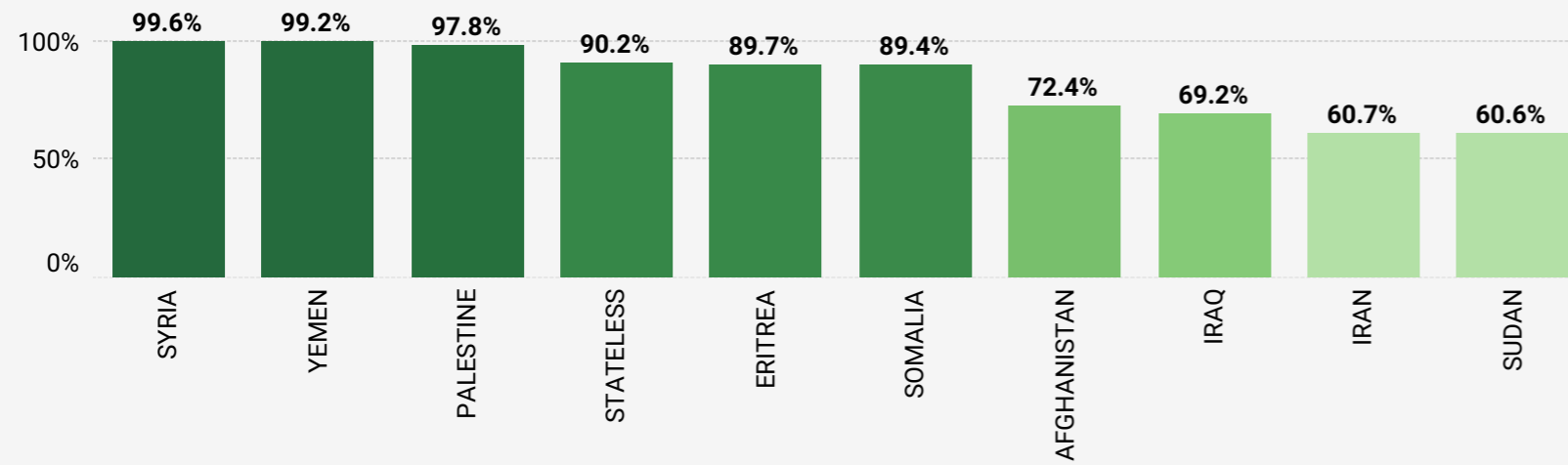
20	20.0%
28	28.0%
52	52.0%
31	
63	
194	

*This category includes decisions : (a) due to the application of the safe third country principle (Border Procedures), (b) due to acceptance by another Member State (Relocation procedures), (c) due to acceptance by another Member State (Dublin Regulations procedures), (d) on subsequent (repeated) applications, (e) due to administrative reasons

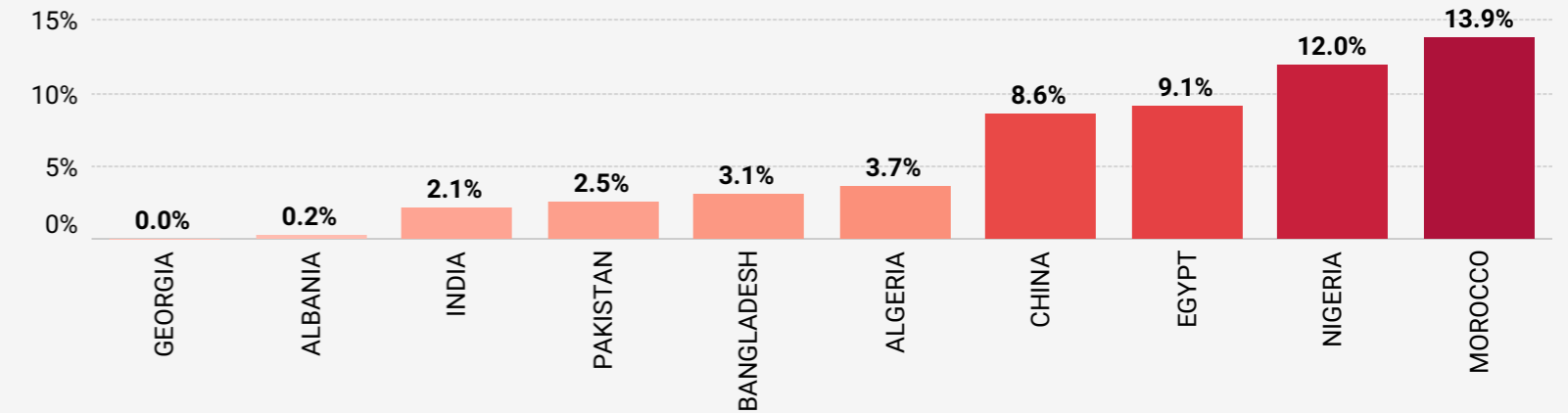
**This category includes withdrawals that have not been revoked

Recognition Rates (%) *
(Countries with more than 350 Decisions in substance)

10 Countries of Origin with the highest recognition rates



10 Countries of Origin with the lowest recognition rates



Appeals by year - Countries of Origin

	2013	2014	2015	2016	2017	2018	2019
PAKISTAN	187	977	1,044	1,872	4,847	5,424	3,962
ALBANIA	189	618	381	842	1,510	2,470	1,627
BANGLADESH	98	338	491	525	860	941	859
GEORGIA	119	327	195	365	518	877	627
IRAQ	23	41	35	46	353	1,418	1,052
AFGHANISTAN	28	290	180	210	447	827	876
SYRIA	3	10	4	1,173	963	443	155
EGYPT	52	308	136	327	359	560	443
ALGERIA	9	88	61	357	288	235	136
NIGERIA	36	242	250	242	151	123	78
OTHER COUNTRIES	308	1,008	935	1,288	1,394	1,979	1,501
Grand Total	1,052	4,247	3,712	7,247	11,690	15,297	11,316

Grand Total	Count
PAKISTAN	18,313
ALBANIA	7,637
BANGLADESH	4,112
GEORGIA	3,028
IRAQ	2,968
AFGHANISTAN	2,858
SYRIA	2,751
EGYPT	2,185
ALGERIA	1,174
NIGERIA	1,122
OTHER COUNTRIES	8,413
Grand Total	54,561

Appeals Countries of Origin (September 2019)

PAKISTAN	521
ALBANIA	175
AFGHANISTAN	134
IRAQ	117
BANGLADESH	104
GEORGIA	63
EGYPT	59
D.R.C. OF THE CONGO	25
IRAN	23
ALGERIA	15
OTHER COUNTRIES	128
Grand Total	1,364

Pending Applications - Countries of Origin

AFGHANISTAN	19,036
SYRIA	12,594
IRAQ	7,386
OTHER COUNTRIES	33,038
Grand Total	72,054

*Calculation based only on decisions in substance (Refugee Status, Subsidiary Protection, Negative in substance)