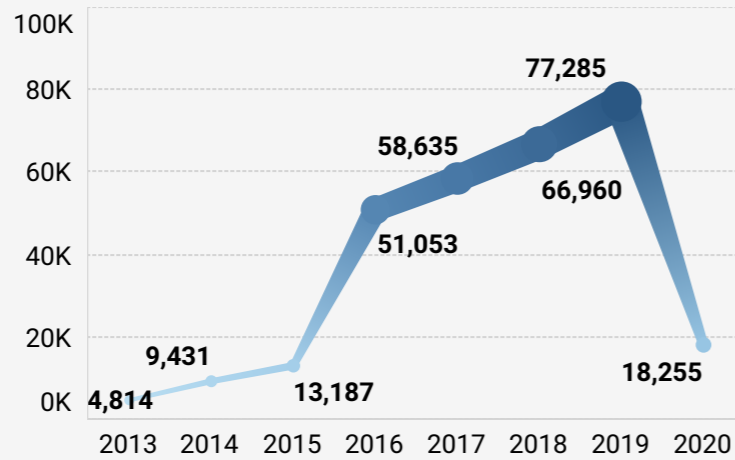


# Statistical Data of the Greek Asylum Service (from 07.06.2013 to 29.02.2020)

Asylum Applications in total



Asylum Applications by year\*



Asylum Applications - current month (February 2020)



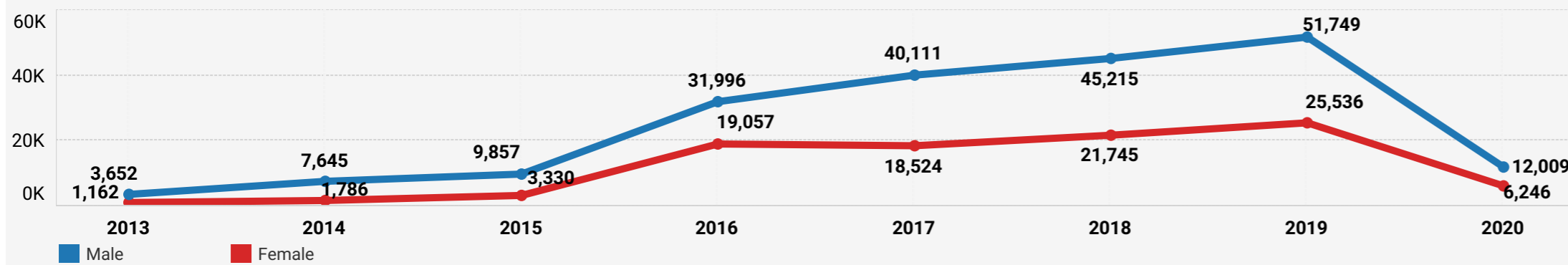
Monthly average of Asylum Applications by year\*

2013	2014	2015	2016	2017	2018	2019	2020
688	786	1,099	4,254	4,886	5,580	6,440	9,128

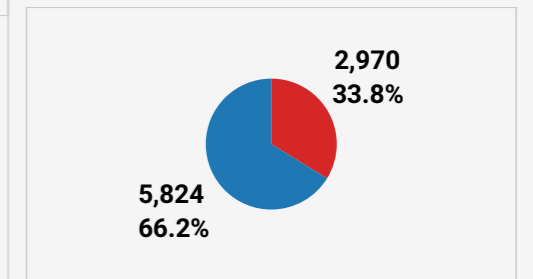
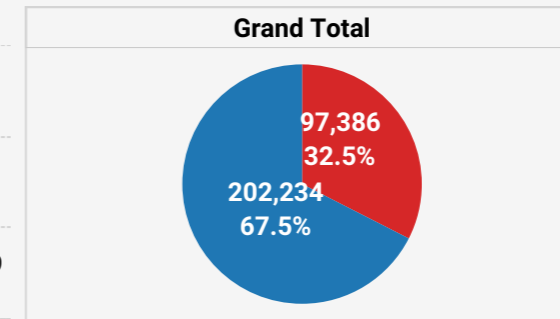
Differentiations in percentage of Asylum Applications by year\*

2013-2014	2014-2015	2015-2016	2016-2017	2017-2018	2018-2019	2019-2020**
▲ 14.3%	▲ 39.8%	▲ 287.1%	▲ 14.9%	▲ 14.2%	▲ 15.4%	▲ 66.2%

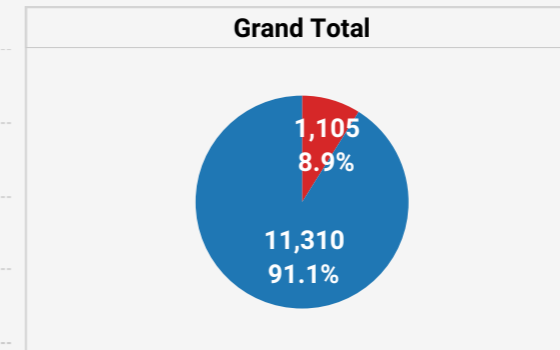
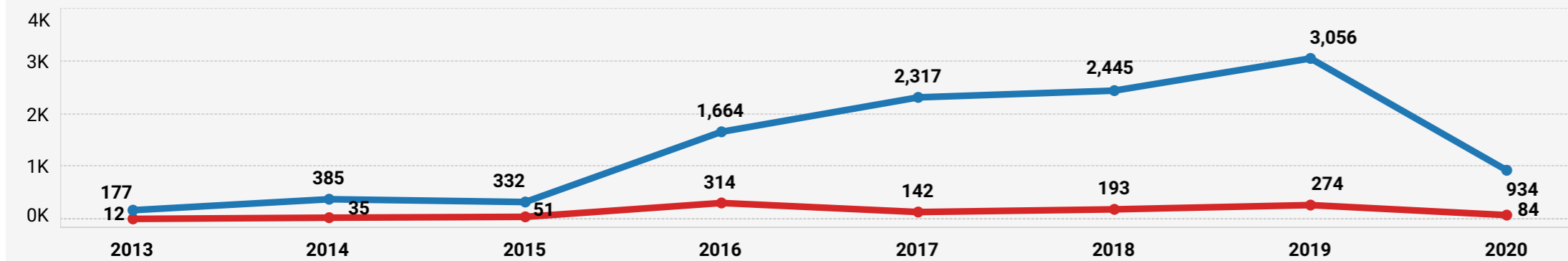
Asylum Applications - Gender by year\*



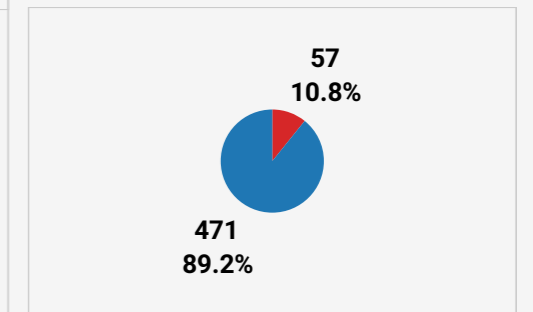
Asylum Applications Gender (February 2020)



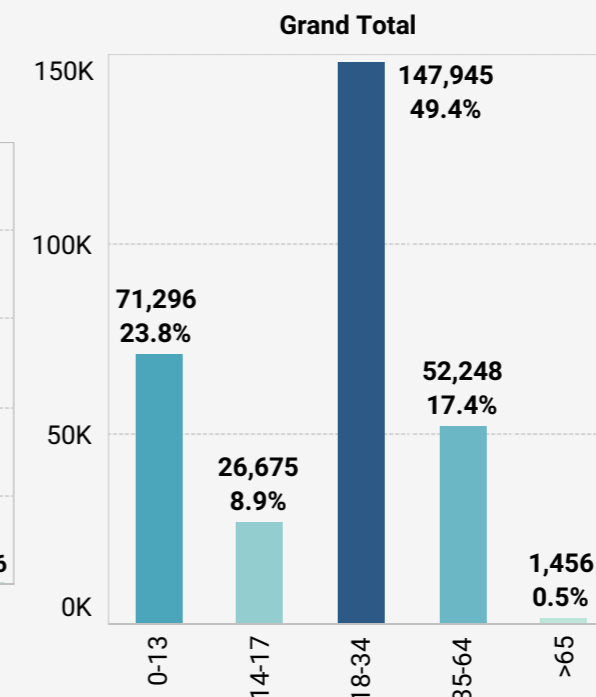
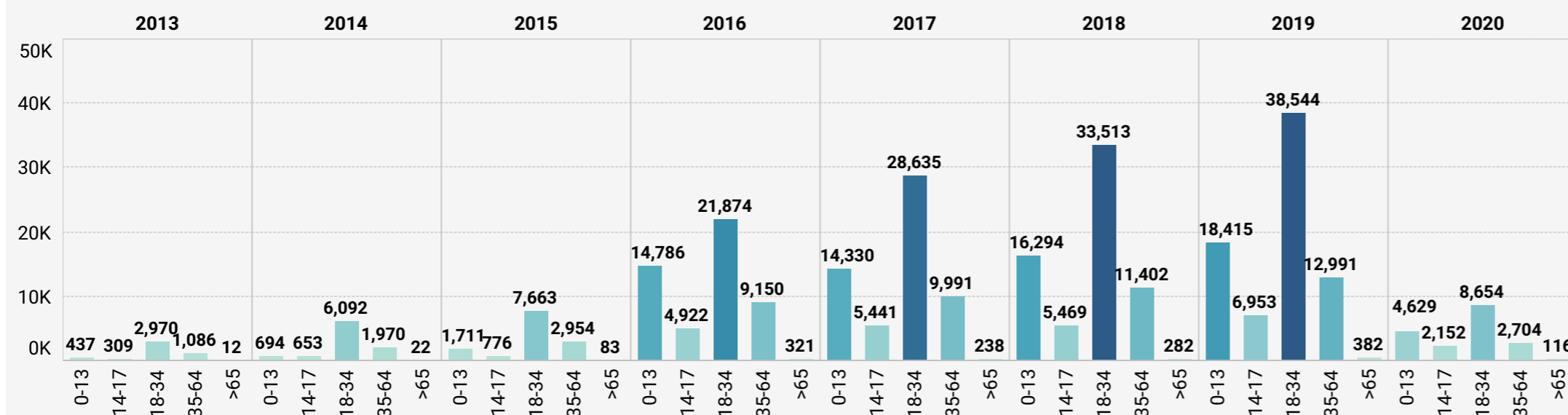
Unaccompanied Minors - Gender by year\* (included in the above total)



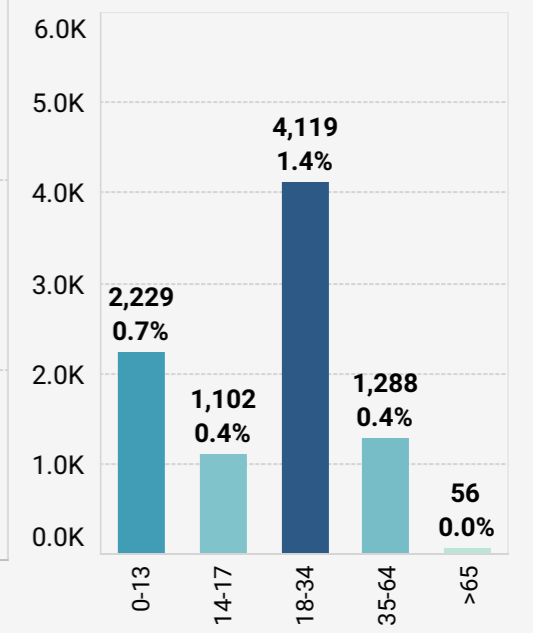
Unaccompanied Minors Gender (February 2020)



Asylum Applications - Age range by year\*



Asylum Applications Age range (February 2020)



\* Year 2020 refers up to current month (February 2020).

\*\* This differentiation in percentage concerns the average of asylum applications until February 2020 (9.128) compared to the according one for the same time period of 2019 (5.492).

Asylum Applications - Region of registration by year\*

	2013	2014	2015	2016	2017	2018	2019	2020	Grand Total
LESVOS	30	209	692	5,091	11,947	17,267	22,251	6,909	64,396
ATTICA**	4,398	6,357	7,830	14,141	8,838	8,375	7,988	1,204	59,131
THESSALONIKI***		412	1,190	11,410	7,624	7,367	7,387	1,057	36,447
SAMOS				2,432	5,109	6,743	8,043	2,175	24,502
CHIOS				3,394	6,509	4,082	5,374	1,814	21,173
THRACE	166	900	829	4,458	2,040	2,385	2,331	317	13,426
ALIMOS				3,141	3,258	2,571	3,080	652	12,702
PIRAEUS				2,472	3,973	2,053	2,579	504	11,581
FYLAKIO	122	399	412	448	955	4,182	3,755	421	10,694
LEROS				871	1,389	1,783	3,814	934	8,791
AMYGDALAZA	98	606	588	451	1,544	1,901	2,130	328	7,646
KOS				685	1,695	2,141	2,342	619	7,482
KORINTHOS				324	1,065	1,972	2,058	590	6,009
XANTHI		40	578	386	689	1,232	1,324	236	4,485
RHODES		454	803	931	698	727	682	111	4,406
PATRA		54	265	414	987	775	814	117	3,426
HERAKLION				4	315	765	666	115	1,865
IOANNINA						639	667	152	1,458
Grand Total	4,814	9,431	13,187	51,053	58,635	66,960	77,285	18,255	299,620

Asylum Applications  
Region of registration (February 2020)

LESVOS	3,117
SAMOS	1,124
CHIOS	975
ATTICA**	640
THESSALONIKI***	538
LEROS	357
ALIMOS	315
KORINTHOS	308
KOS	286
FYLAKIO	234
PIRAEUS	222
THRACE	167
AMYGDALAZA	163
XANTHI	108
IOANNINA	76
HERAKLION	58
RHODES	54
PATRA	52
Grand Total	8,794

Asylum Applications - Countries of Origin by year\*

	2013	2014	2015	2016	2017	2018	2019	2020	Total & Percentage
SYRIA	252	773	3,490	26,677	16,396	13,384	10,856	3,214	75,042 25.0%
AFGHANISTAN	803	1,709	1,720	4,362	7,563	11,924	23,826	7,547	59,454 19.8%
PAKISTAN	610	1,618	1,822	4,692	8,922	7,743	7,140	1,212	33,759 11.3%
IRAQ	107	174	661	4,810	7,919	9,731	5,738	649	29,789 9.9%
ALBANIA	419	569	1,003	1,420	2,450	3,319	3,053	421	12,654 4.2%
TURKEY	17	41	42	189	1,826	4,834	3,804	488	11,241 3.8%
BANGLADESH	230	633	738	1,215	1,383	1,552	2,524	542	8,817 2.9%
IRAN	131	361	241	1,096	1,316	1,763	2,391	451	7,750 2.6%
D.R. OF THE CONGO	142	91	120	225	1,087	1,469	3,603	820	7,557 2.5%
PALESTINE	17	74	60	850	1,304	1,520	2,157	574	6,556 2.2%
OTHER COUNTRIES	2,086	3,388	3,290	5,517	8,469	9,721	12,193	2,337	47,001 15.7%
Grand Total	4,814	9,431	13,187	51,053	58,635	66,960	77,285	18,255	299,620 100.0%

Asylum Applications  
Countries of Origin (February 2020)

AFGHANISTAN	3,619
SYRIA	1,476
PAKISTAN	665
D.R. OF THE CONGO	361
IRAQ	353
BANGLADESH	278
SOMALIA	272
IRAN	252
TURKEY	249
ALBANIA	224
OTHER COUNTRIES	1,045
Grand Total	8,794

\* Year 2020 refers up to current month (February 2020).

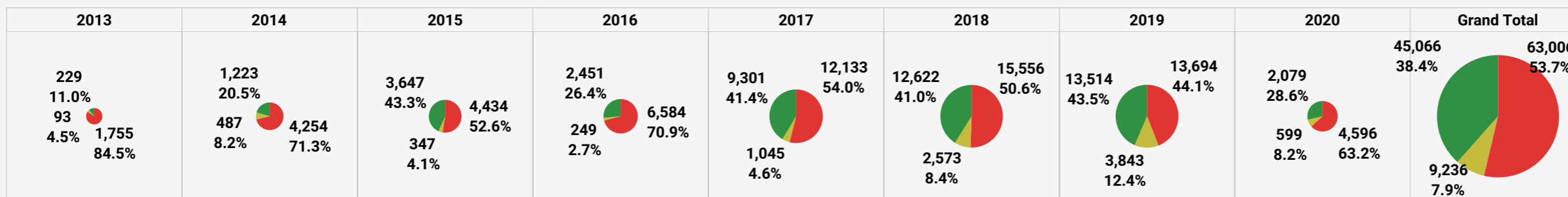
\*\*The number for this region of registration is the sum of the asylum applications submitted on the offices of Attica Fast-Track, Attica/Pakistan, Attica/Detained and R.A.O. of Attica by year and current month (February 2020).

\*\*\*The number for this region of registration is the sum of the asylum applications submitted on the R.A.O. of Thessaloniki and A.A.U. of Thessaloniki/Albania-Georgia by year and current month (February 2020).

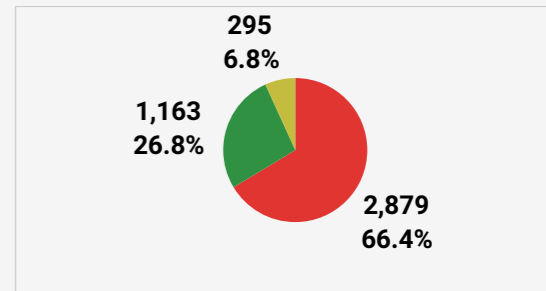
### First Instance Procedures

■ Refugee Status
 ■ Subsidiary Protection
 ■ Negative in substance

#### Positive - Negative decisions in substance by year\*



#### Positive - Negative decisions in substance (February 2020)



#### Inadmissible Decisions\*\* by year\*

	2013	2014	2015	2016	2017	2018	2019	2020	Grand Total
<b>Inadmissible Decisions**</b>	<b>261</b>	<b>1,453</b>	<b>2,018</b>	<b>15,231</b>	<b>22,449</b>	<b>4,825</b>	<b>4,419</b>	<b>1,387</b>	<b>52,043</b>
a) due to the application of the safe third country principle (Border Procedures)				1,305	912	395	240	415	
b) due to acceptance by another Member State (Dublin Regulation procedures)				2,069	8,297	3,234	2,755	533	
c) due to acceptance by another Member State (Relocation procedures)				10,999	12,316	33			
d) on subsequent (repeated) applications				774	914	1,154	1,422	438	
e) due to administrative reasons				84	10	9	2	1	

#### Inadmissible Decisions\*\* (February 2020)

715
220
288
206
1

#### Implicit and Explicit withdrawals\*\*\* by year\*

	2013	2014	2015	2016	2017	2018	2019	2020	Grand Total
<b>Implicit &amp; Explicit withdrawals***</b>	<b>243</b>	<b>1,078</b>	<b>2,372</b>	<b>2,390</b>	<b>6,649</b>	<b>10,486</b>	<b>14,305</b>	<b>367</b>	<b>37,890</b>

#### Implicit and Explicit withdrawals\*\*\* (February 2020)

202
-----

#### End of Process Procedures and Monthly averages by year\*

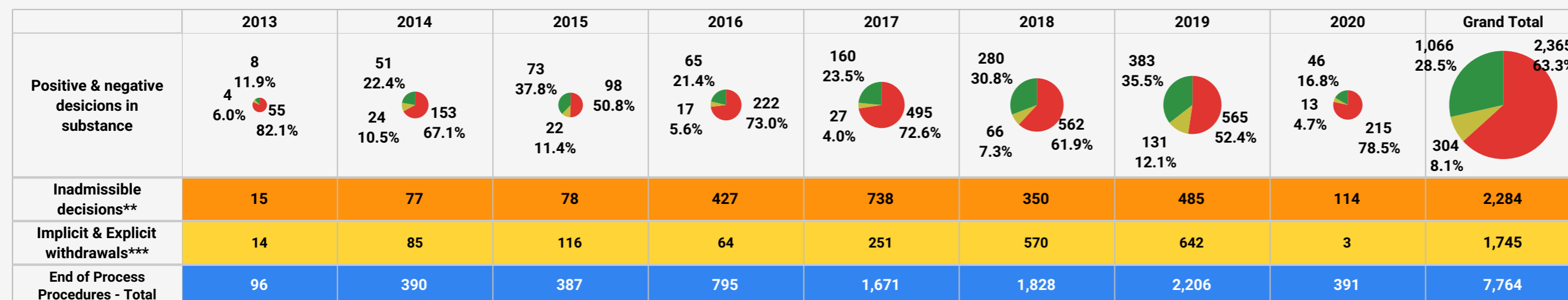
	2013	2014	2015	2016	2017	2018	2019	2020	Grand Total
<b>End of Process Procedures - Total</b>	<b>2,581</b>	<b>8,495</b>	<b>12,818</b>	<b>26,905</b>	<b>51,577</b>	<b>46,062</b>	<b>49,775</b>	<b>9,028</b>	<b>207,241</b>
<b>Monthly averages</b>	<b>369</b>	<b>708</b>	<b>1,068</b>	<b>2,242</b>	<b>4,298</b>	<b>3,839</b>	<b>4,148</b>	<b>4,514</b>	<b>2,559</b>

#### End of Process procedures (February 2020)

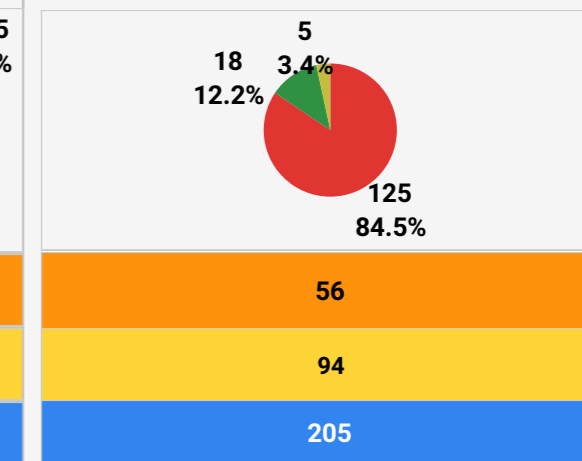
5,254
-------

### Unaccompanied Minors

■ Refugee Status
 ■ Subsidiary Protection
 ■ Negative in substance



#### February 2020



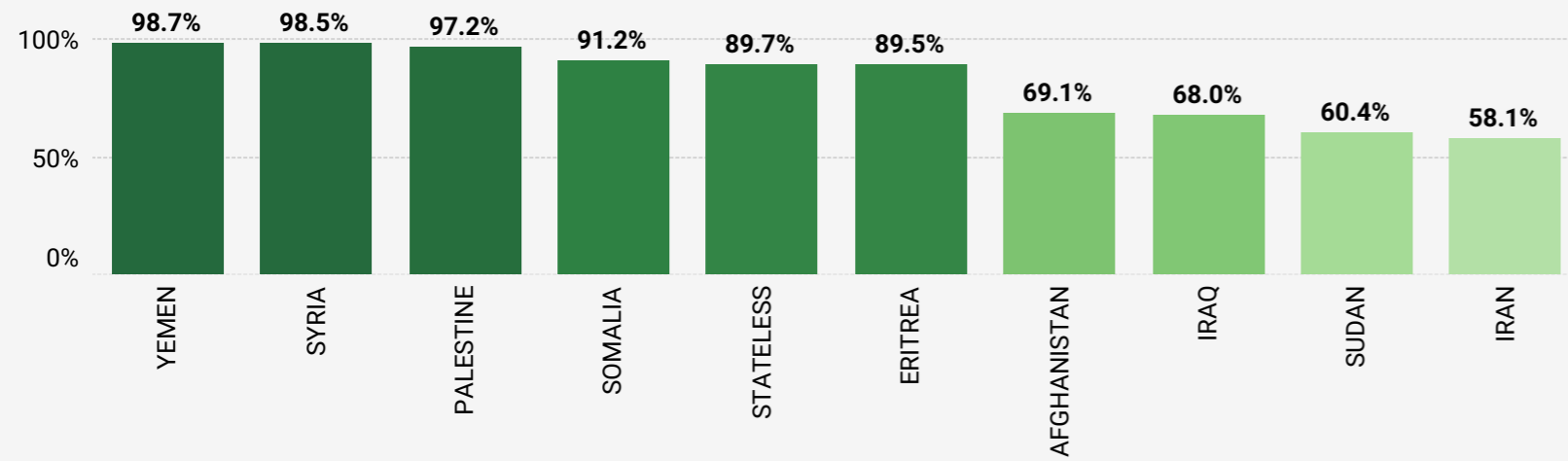
\* Year 2020 refers up to current month (February 2020).

\*\* This category includes decisions : (a) due to the application of the safe third country principle (Border Procedures), (b) due to acceptance by another Member State (Relocation procedures), (c) due to acceptance by another Member State (Dublin Regulations procedures), (d) on subsequent (repeated) applications, (e) due to administrative reasons.

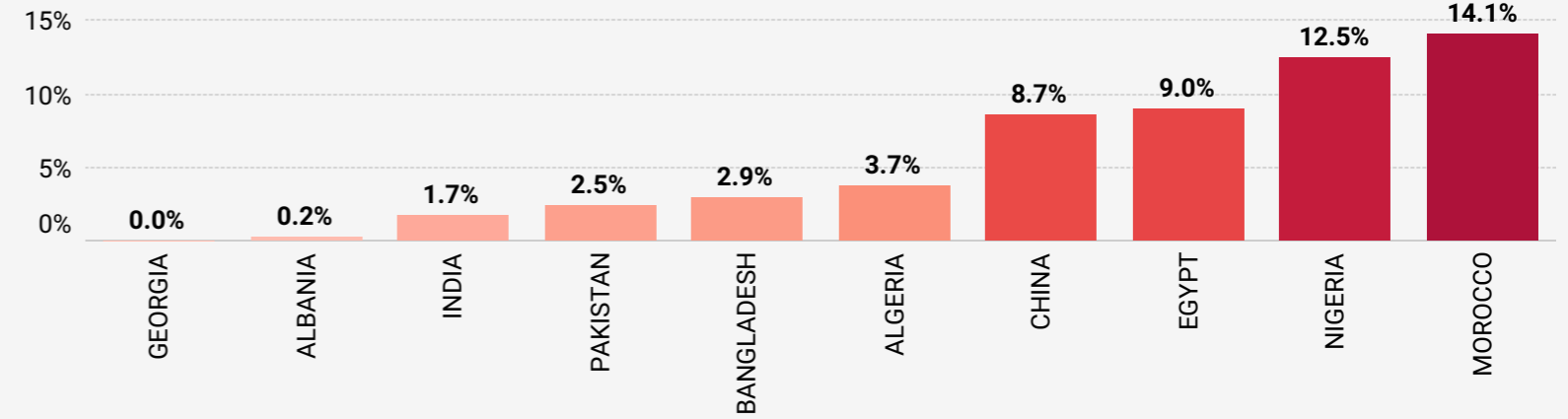
\*\*\* For the years from 2013 to 2019 this category includes implicit and explicit withdrawals that have not been revoked. From 2020, based on the Law 4636/2019 this category includes only the explicit withdrawals that have not been revoked.

**Recognition Rates (%)\***  
(Countries with more than 400 Decisions in substance)

10 Countries of Origin with the highest recognition rates



10 Countries of Origin with the lowest recognition rates



Appeals by year\*\* - Countries of Origin

	2013	2014	2015	2016	2017	2018	2019	2020	Grand Total
PAKISTAN	187	977	1,044	1,872	4,847	5,424	5,097	448	19,896
ALBANIA	189	618	381	842	1,510	2,470	2,135	283	8,428
BANGLADESH	98	338	491	525	860	942	1,234	88	4,576
AFGHANISTAN	28	290	180	210	447	827	1,425	227	3,634
GEORGIA	119	327	195	365	518	877	848	143	3,392
IRAQ	23	41	35	46	353	1,418	1,340	123	3,379
SYRIA	3	10	4	1,173	963	443	275	308	3,179
EGYPT	52	308	136	327	359	560	638	101	2,481
ALGERIA	9	88	61	357	288	235	185	30	1,253
NIGERIA	36	242	250	242	151	123	104	9	1,157
OTHER COUNTRIES	308	1,008	935	1,288	1,394	1,976	2,076	347	9,332
Grand Total	1,052	4,247	3,712	7,247	11,690	15,295	15,357	2,107	60,707

Appeals - Countries of Origin  
(February 2020)

PAKISTAN	307
SYRIA	283
ALBANIA	197
AFGHANISTAN	156
GEORGIA	92
IRAQ	91
EGYPT	78
D.R. OF THE CONGO	74
BANGLADESH	60
IRAN	33
OTHER COUNTRIES	175
Grand Total	1,546

Pending Applications - Countries of Origin

AFGHANISTAN	33,401
SYRIA	17,870
IRAQ	7,039
OTHER COUNTRIES	38,713
Grand Total	97,023

\*Calculation based only on decisions in substance (Refugee Status, Subsidiary Protection, Negative in substance) issued up to current month (February) of the year 2020.

\*\* Year 2020 refers up to current month (February 2020).